








**NORTH ELEVATION**



**EAST ELEVATION**

**COLOR SCHEDULE**

-  Plaster Finish - Match Sherwin Williams 6148 "Wool Skein"
-  Plaster Finish - Match Sherwin Williams 7103 "Whitetail"
-  Metalwork - Match Sherwin Williams 7069 "Iron Ore"
-  Fiberon Composite Decking Blend - 60% "Ipe", 40% "Tudor Brown"
-  Cultured Stone -Coronado Industrial Ledge "Shale Grey"

**CFT**  
SHELL & RETAIL  
DEVELOPMENT

CFT DEVELOPMENTS, LLC.  
1683 WALNUT GROVE AVE.  
ROSEMEAD, CALIFORNIA  
91770  
Telephone: 626-372-8122  
Facsimile: 626-403-8527

**CRM** Architects & Planners, Inc.  
5000 Stanford Branch Road, Suite 200 - Rockville, CT 07753  
Phone: 978-412-1100 - Fax: 978-412-1100

CFT PROJECT NO. CT1165  
CRM PROJECT NO. 1756  
DATE: 1/30/18  
DRAWN BY: BML

**CFT DEVELOPMENT  
MULTI USE BUILDING**

8417 EVERGREEN WAY  
EVERETT, WA

RESTAURANT AND RETAIL

**COLORED ELEVATIONS**

**A5**